


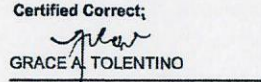
QUARTERLY REPORT OF REVENUE AND OTHER RECEIPTS


As at the Quarter Ending December 31, 2022

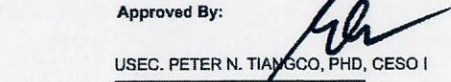
Department : Department of Environment and Natural Resources (DENR)
 Agency : National Mapping and Resource Information Authority
 Operating Unit : < not applicable >
 Organization Code (UACS) : 10 004 0000000
 Fund Cluster : 01 - Regular Agency Fund

Classification/Sources of Revenue and Other Receipts	UACS CODE	REVENUE TARGET (Annual) per BESF	Actual Revenue and Other Receipts Collections					Cumulative Remittance/Deposits to Date			Variance		Remarks
			1st Quarter Ending March 31	2nd Quarter Ending June 30	3rd Quarter Ending Sept. 30	4th Quarter Ending Dec. 31	Total	Remittance to BTr	Deposited with AGDB	TOTAL	Amount	%	
1	2	3	4	5	6	7	8=[(6+(-7)-8+9)	9	10	11=(9+10)	12=(8-3)	13=(12/3)	14
Regular Agency Fund		4,967,000.00	1,632,246.87	1,446,895.98	1,638,560.28	3,204,391.89	7,922,095.02	7,920,242.04	0.00	7,920,242.04	2,955,095.02	59 %	
Revenue Collections		4,967,000.00	1,071,083.83	793,549.92	1,009,754.36	2,812,118.20	5,686,506.33	5,684,706.33	0.00	5,684,706.33	719,506.33	14 %	
Cash Revenue		4,967,000.00	1,071,083.83	793,549.92	1,009,754.36	2,812,118.20	5,686,506.33	5,684,706.33	0.00	5,684,706.33	719,506.33	14 %	
Non-Tax		4,967,000.00	1,071,083.83	793,549.92	1,009,754.36	2,812,118.20	5,686,506.33	5,684,706.33	0.00	5,684,706.33	719,506.33	14 %	
Other Service Income	4020199099	1,000,000.00	78,153.83	92,119.92	275,637.36	333,323.60	779,234.73	776,834.73	0.00	776,834.73	(220,765.27)	-22 %	
Rent/Lease Income	4020205000	792,000.00	0.00	0.00	0.00	1,362,351.60	1,362,351.60	1,362,351.60	0.00	1,362,351.60	570,351.60	72 %	
Income from Printing and Publication	4020215000	3,100,000.00	992,930.00	701,330.00	734,117.00	1,116,443.00	3,544,820.00	3,545,420.00	0.00	3,545,420.00	444,820.00	14 %	
Miscellaneous Income	4060990000	75,000.00	0.00	100.00	0.00	0.00	100.00	100.00	0.00	100.00	(74,900.00)	-100 %	
Non-Revenue Collections/Other Receipts		0.00	561,163.04	653,346.06	628,805.90	392,273.69	2,235,588.69	2,235,535.71	0.00	2,235,535.71	2,235,588.69	0 %	
Non-Cash Revenue		0.00	561,163.04	653,346.06	628,805.90	392,273.69	2,235,588.69	2,235,535.71	0.00	2,235,535.71	2,235,588.69	0 %	
Others		0.00	561,163.04	653,346.06	628,805.90	392,273.69	2,235,588.69	2,235,535.71	0.00	2,235,535.71	2,235,588.69	0 %	
Receivables - Disallowances/Charges	1030501000	0.00	42,270.00	84,540.00	98,630.00	70,450.00	295,890.00	295,890.00	0.00	295,890.00	295,890.00	0 %	
Advances for Operation Expenses	1990101000	0.00	222,744.06	14,730.02	30,044.53	10,532.95	278,051.56	277,998.58	0.00	277,998.58	278,051.56	0 %	
Advances to Officers and Employees	1990104000	0.00	236,804.82	554,076.04	503,012.24	306,290.74	1,597,183.84	1,597,183.84	0.00	1,597,183.84	1,597,183.84	0 %	
Due to BIR	2020101000	0.00	31,362.01	0.00	0.00	0.00	31,362.01	31,362.01	0.00	31,362.01	31,362.01	0 %	
Life and Retirement Premium	2020102001	0.00	0.00	0.00	0.00	5,000.00	5,000.00	5,000.00	0.00	5,000.00	5,000.00	0 %	
Longevity Pay - Military/Uniformed Personnel (MUP)	5010212002	0.00	0.00	0.00	119.13	0.00	119.13	119.13	0.00	119.13	119.13	0 %	
Other Personnel Benefits	5010499099	0.00	21,361.11	0.00	0.00	0.00	21,361.11	21,361.11	0.00	21,361.11	21,361.11	0 %	
Other Professional Services	5021199000	0.00	6,621.04	0.00	0.00	0.00	6,621.04	6,621.04	0.00	6,621.04	6,621.04	0 %	
TOTAL		4,967,000.00	1,632,246.87	1,446,895.98	1,638,560.28	3,204,391.89	7,922,095.02	7,920,242.04	0.00	7,920,242.04	2,955,095.02	59 %	

Certified Correct:

 AMELITO M. DELZ CRUZ
 Section Chief, Accountant
 Date: 01/25/23 22:01 PM

Certified Correct;

 GRACE A. TOLENTINO
 Administrative Officer V
 Date: 1/25/23 10:02 PM

Recommending Approval:

 NOEL R. VEGA
 Chief, Financial and Management Division
 Date: 1/25/23 10:09 PM

Approved By:

 USEC. PETER N. TIANGCO, PHD, CESO I
 Administrator
 Date: 1/25/23 10:14 PM