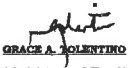





STATEMENT OF APPROPRIATIONS, ALLOTMENTS, OBLIGATIONS, DISBURSEMENTS AND BALANCES
As of the Quarter Ending SEPTEMBER 30, 2019

Department : ENVIRONMENT AND NATURAL RESOURCES
Agency : NATIONAL MAPPING AND RESOURCE INFORMATION AUTHORITY
Operating Unit :
Organizational Code (OAC): 10 004 00 0000
Funding Source Code (as chartered) : 101
(e.g. Old Fund Code: 101,102, 101)

Current Year Appropriations
Supplemental Appropriations
Continuing Appropriations

Particulars	UACS CODE	Appropriations			Allotments			Current Year Obligations				Current Year Disbursements				Balances							
		Authorized Appropriation	Adjustments (Transfer To/From, Realignment)	Adjusted Appropriations	Allotments Received	Adjustments (Withdrawal, Realignment)	Transfer To	Transfer From	Adjusted Total Allotments	1st Quarter Ending March 31	2nd Quarter Ending June 30	3rd Quarter Ending Sept. 30	Total	1st Quarter Ending March 31	2nd Quarter Ending June 30	3rd Quarter Ending Sept. 30	Total	Unreleased Appropriations	Unobligated Allotment	Unpaid Obligations Due and Demandable	Not Yet Due and Demandable		
1	2	3	4	5=(3+4)	6	7	8	9	10=(6+(-)7-8+9)	11	12	13	14=(11+12+13+14)	15	16	17	18	19=(15+16+17+18+19)	20=(5-10)	21=(10-15)	22	23	24
Sub-Total, Automatic Appropriations		31,230,000.00	-	31,230,000.00	31,230,000.00	-	-	-	31,230,000.00	4,947,229.44	10,886,078.44	7,825,285.34	23,658,593.22	4,947,229.44	8,177,665.79	10,533,697.99	23,658,593.22	-	7,571,406.78	-	-	-	-
PS		31,230,000.00	-	31,230,000.00	31,230,000.00	-	-	-	31,230,000.00	4,947,229.44	10,886,078.44	7,825,285.34	23,658,593.22	4,947,229.44	8,177,665.79	10,533,697.99	23,658,593.22	-	7,571,406.78	-	-	-	-
MOOE																							
Fin Exp. (if applicable)																							
CO																							
III. Special Purpose Fund (Please specify)																							
Penation and Gratuity Fund	1 01 407	-	21,065,485.00	21,065,485.00	21,065,485.00	-	-	-	21,065,485.00	3,748,582.00	3,748,582.00	11,203,962.89	18,701,126.89	3,748,582.00	2,499,053.88	12,483,491.01	18,701,126.89	-	2,364,356.40	-	-	-	-
Penations- Military/Uniformed	50104010 02	-	18,388,805.00	18,388,805.00	18,388,805.00	-	-	-	18,388,805.00	3,748,582.00	3,748,582.00	8,527,284.60	16,024,448.60	3,748,582.00	2,499,053.88	9,776,812.72	16,024,448.60	-	2,364,356.40	-	-	-	-
Retirement Gratuity	50104020 00	-	-	-	-	-	-	-	-	-	-	-	-	-	-	-	-	-	-	-	-	-	-
Retirement Gratuity - Civilian	50104020 01	-	-	-	-	-	-	-	-	-	-	-	-	-	-	-	-	-	-	-	-	-	-
Retirement Gratuity- Uniformed Pers	50104020 02	-	2,264,451.00	2,264,451.00	2,264,451.00	-	-	-	2,264,451.00	-	-	2,264,450.40	2,264,450.40	-	-	2,264,450.40	2,264,450.40	-	0.60	-	-	-	-
Terminal Leave Benefits	50104030 00	-	-	-	-	-	-	-	-	-	-	-	-	-	-	-	-	-	-	-	-	-	-
Terminal Leave Benefits-Civilian	50104030 01	-	57,114.00	57,114.00	57,114.00	-	-	-	57,114.00	-	-	57,113.89	57,113.89	-	-	57,113.89	57,113.89	-	0.11	-	-	-	-
Terminal Leave Benefits- Uniformed Personnel	50104030 02	-	355,115.00	355,115.00	355,115.00	-	-	-	355,115.00	-	-	355,114.00	355,114.00	-	-	355,114.00	355,114.00	-	1.00	-	-	-	-
Lump-Sum for Filing of Vacant Positions-Uniformed Pers	50104990 07	-	-	-	-	-	-	-	-	-	-	-	-	-	-	-	-	-	-	-	-	-	-
Lump-Sum for Step Increments- Length of Service	50104990 10	-	-	-	-	-	-	-	-	-	-	-	-	-	-	-	-	-	-	-	-	-	-
Lump-Sum for Meritorious Performance	50104990 10	-	-	-	-	-	-	-	-	-	-	-	-	-	-	-	-	-	-	-	-	-	-
Vacation and Sick Leave Benefits	50104990 99	-	-	-	-	-	-	-	-	-	-	-	-	-	-	-	-	-	-	-	-	-	-
Civilian		-	-	-	-	-	-	-	-	-	-	-	-	-	-	-	-	-	-	-	-	-	-
Uniformed		-	-	-	-	-	-	-	-	-	-	-	-	-	-	-	-	-	-	-	-	-	-
Loyalty	50104990 99	-	-	-	-	-	-	-	-	-	-	-	-	-	-	-	-	-	-	-	-	-	-
Civilian		-	-	-	-	-	-	-	-	-	-	-	-	-	-	-	-	-	-	-	-	-	-
Uniformed		-	-	-	-	-	-	-	-	-	-	-	-	-	-	-	-	-	-	-	-	-	-
Unprogrammed Appropriations- Pension Arrearages	1 105 451	-	5,205,146.00	5,205,146.00	5,205,146.00	-	-	-	5,205,146.00	-	-	-	-	-	-	-	-	-	-	5,205,146.00	-	-	-
Penations- Military/Uniformed	50104010 02	-	5,205,146.00	5,205,146.00	5,205,146.00	-	-	-	5,205,146.00	-	-	-	-	-	-	-	-	-	-	5,205,146.00	-	-	-
Sub-Total, Special Purpose Fund		-	26,270,631.00	26,270,631.00	26,270,631.00	-	-	-	26,270,631.00	3,748,582.00	3,748,582.00	11,203,962.89	18,701,126.89	3,748,582.00	2,499,053.88	12,483,491.01	18,701,126.89	-	7,569,504.11	-	-	-	
PS		-	26,270,631.00	26,270,631.00	26,270,631.00	-	-	-	26,270,631.00	3,748,582.00	3,748,582.00	11,203,962.89	18,701,126.89	3,748,582.00	2,499,053.88	12,483,491.01	18,701,126.89	-	7,569,504.11	-	-	-	
MOOE																							
Fin Exp. (if applicable)																							
CO																							
GRAND TOTAL		1,413,066,000.00	26,270,631.00	1,439,326,631.00	1,411,346,504.00	(0.00)	-	-	1,411,346,504.00	316,202,038.31	621,666,327.13	269,218,614.66	1,207,088,977.10	198,494,425.07	296,043,120.30	376,834,834.39	870,372,379.76	27,980,127.00	204,362,536.90	1,127,493.84	335,574,103.80	-	-
PS		467,731,000.00	26,270,631.00	494,001,631.00	466,021,504.00	0.00	-	-	466,021,504.00	90,720,568.11	132,700,065.48	119,396,473.71	342,817,107.30	90,720,568.11	128,350,288.95	123,736,250.24	342,807,107.30	27,980,127.00	123,204,396.70	10,000.00	10,000.00	-	-
MOOE		834,785,000.00	(0.00)	834,785,000.00	834,785,000.00	(0.00)	-	-	834,785,000.00	198,693,967.20	441,351,401.65	125,695,050.95	765,740,419.80	107,773,856.96	127,537,831.35	257,738,584.15	493,050,272.46	-	69,044,580.20	1,127,493.84	271,562,553.30	-	-
Fin Exp. (if applicable)		-	-	-	-	-	-	-	-	-	-	-	-	-	-	-	-	-	-	-	-	-	-
CO		110,540,000.00	-	110,540,000.00	110,540,000.00	-	-	-	110,540,000.00	26,787,500.00	47,614,860.00	24,124,090.00	98,526,450.00	-	39,155,000.00	(4,640,000.00)	34,515,000.00	-	12,013,550.00	-	64,011,450.00	-	-
Recapitalization by MFO:																							
MFO 1		1,213,817,000.00	26,213,517.00	1,240,030,517.00	1,240,030,517.00	(0.00)	-	-	1,240,030,517.00	268,062,132.57	574,645,405.83	225,332,830.18	1,068,038,368.38	170,678,468.14	251,145,170.32	321,246,499.48	743,072,137.94	-	171,992,148.62	83,946.10	324,882,284.34	-	-
OF WHICH:																							
Major Programs/Projects																							
KRA No. 1 - Anti-Corruption, Transparent, Accountable and Participatory Governance		158,177,000.00	57,114.00	158,234,114.00	158,234,114.00	(0.00)	-	-	158,234,114.00	56,139,902.82	37,022,921.42	30,800,912.25	125,963,736.49	27,815,956.98	43,897,949.98	42,504,462.68	114,218,869.59	-	32,270,377.51	1,053,547.74	10,691,819.16	-	-
Certified Correct:																							
 GRACE A. SOLENTINO Administrative Officer V Date: _____																							
 ABELITO M. DE LA CRUZ Chief, Accounting Section Date: _____																							
 ROGEL M. VERA Chief, Financial & Management Division Date: _____																							
 PETER N. TIANGCO, PhD Agency Head/Department Secretary Date: _____																							