



MONTHLY REPORT OF DISBURSEMENTS  
For the month of June 2023


Department : Department of Environment and Natural Resources (DENR)  
Agency/Entity : National Mapping and Resource Information Authority  
Specializing Unit : < not applicable >  
Organization Code (UACS) : 10 004 000000  
Fund Classifier : 01 - Regular Agency Fund

Particulars	Current Year Budget					Prior Year's Budget					Current Year's Accounts Payable					Prior Year's Accounts Payable					Grand Total					Remarks	
	PS	MOOE	Other	CO	TOTAL	PS	MOOE	Other	CO	TOTAL	PS	MOOE	Other	CO	TOTAL	PS	MOOE	Other	CO	TOTAL	PS	MOOE	Other	CO	TOTAL		
	2	3	4	5	6	7	8	9	10	11	12	13	14	15	16	17	18	19	20	21	22	23	24	25	26		
CASH DISBURSEMENTS	33,958,091.71	49,330,244.53	0.00	0.00	83,288,336.24	37,827.97	1,985,867.32	0.00	0.00	2,023,695.29	0.00	23,449.38	0.00	0.00	23,449.38	2,028,845.15	-8,218,171.47	0.00	0.00	0.00	33,960,820.76	51,318,261.71	0.00	0.00	0.00	85,279,082.47	
Notice of Cash Allocation (NCA)	33,958,091.71	49,330,244.53	0.00	0.00	83,288,336.24	37,827.97	1,985,867.32	0.00	0.00	2,023,695.29	0.00	23,449.38	0.00	0.00	23,449.38	2,028,845.15	-8,218,171.47	0.00	0.00	0.00	33,960,820.76	51,318,261.71	0.00	0.00	0.00	85,279,082.47	
AIDS Checks Issued	0.00	0.00	0.00	0.00	0.00	0.00	0.00	0.00	0.00	0.00	0.00	0.00	0.00	0.00	0.00	0.00	0.00	0.00	0.00	0.00	0.00	0.00	0.00	0.00	0.00	0.00	0.00
Notice of Transfer Alternative (NTA)	0.00	0.00	0.00	0.00	0.00	0.00	0.00	0.00	0.00	0.00	0.00	0.00	0.00	0.00	0.00	0.00	0.00	0.00	0.00	0.00	0.00	0.00	0.00	0.00	0.00	0.00	0.00
AIDS Checks Issued	0.00	0.00	0.00	0.00	0.00	0.00	0.00	0.00	0.00	0.00	0.00	0.00	0.00	0.00	0.00	0.00	0.00	0.00	0.00	0.00	0.00	0.00	0.00	0.00	0.00	0.00	0.00
AIDS Check Issued	0.00	0.00	0.00	0.00	0.00	0.00	0.00	0.00	0.00	0.00	0.00	0.00	0.00	0.00	0.00	0.00	0.00	0.00	0.00	0.00	0.00	0.00	0.00	0.00	0.00	0.00	0.00
Working Fund for PAs	0.00	0.00	0.00	0.00	0.00	0.00	0.00	0.00	0.00	0.00	0.00	0.00	0.00	0.00	0.00	0.00	0.00	0.00	0.00	0.00	0.00	0.00	0.00	0.00	0.00	0.00	0.00
Cash Disbursement Order (CDO)	0.00	0.00	0.00	0.00	0.00	0.00	0.00	0.00	0.00	0.00	0.00	0.00	0.00	0.00	0.00	0.00	0.00	0.00	0.00	0.00	0.00	0.00	0.00	0.00	0.00	0.00	0.00
TOTAL CASH DISBURSEMENTS	33,958,091.71	49,330,244.53	0.00	0.00	83,288,336.24	37,827.97	1,985,867.32	0.00	0.00	2,023,695.29	0.00	23,449.38	0.00	0.00	23,449.38	2,028,845.15	-8,218,171.47	0.00	0.00	0.00	33,960,820.76	51,318,261.71	0.00	0.00	0.00	85,279,082.47	
NON-CASH DISBURSEMENTS	1,735,631.16	2,387,697.77	0.00	0.00	4,123,328.93	0.00	214,259.35	0.00	0.00	214,259.35	0.00	0.00	0.00	0.00	0.00	0.00	0.00	0.00	0.00	0.00	0.00	0.00	0.00	0.00	0.00	0.00	0.00
Tax Remittance Advice Issued (TRA)	0.00	0.00	0.00	0.00	0.00	0.00	0.00	0.00	0.00	0.00	0.00	0.00	0.00	0.00	0.00	0.00	0.00	0.00	0.00	0.00	0.00	0.00	0.00	0.00	0.00	0.00	0.00
Non-Cash Disbursement Authority (NCA)	0.00	0.00	0.00	0.00	0.00	0.00	0.00	0.00	0.00	0.00	0.00	0.00	0.00	0.00	0.00	0.00	0.00	0.00	0.00	0.00	0.00	0.00	0.00	0.00	0.00	0.00	0.00
Overpayment of expenses (e.g. personnel benefits)	0.00	0.00	0.00	0.00	0.00	0.00	0.00	0.00	0.00	0.00	0.00	0.00	0.00	0.00	0.00	0.00	0.00	0.00	0.00	0.00	0.00	0.00	0.00	0.00	0.00	0.00	0.00
Provision for loss of government property	0.00	0.00	0.00	0.00	0.00	0.00	0.00	0.00	0.00	0.00	0.00	0.00	0.00	0.00	0.00	0.00	0.00	0.00	0.00	0.00	0.00	0.00	0.00	0.00	0.00	0.00	0.00
Liability for storage and similar items	0.00	0.00	0.00	0.00	0.00	0.00	0.00	0.00	0.00	0.00	0.00	0.00	0.00	0.00	0.00	0.00	0.00	0.00	0.00	0.00	0.00	0.00	0.00	0.00	0.00	0.00	0.00
Others (e.g. TFF, BTI, Dues, Stamp, etc.)	0.00	0.00	0.00	0.00	0.00	0.00	0.00	0.00	0.00	0.00	0.00	0.00	0.00	0.00	0.00	0.00	0.00	0.00	0.00	0.00	0.00	0.00	0.00	0.00	0.00	0.00	0.00
TOTAL NON-CASH DISBURSEMENTS	1,735,631.16	2,387,697.77	0.00	0.00	4,123,328.93	0.00	214,259.35	0.00	0.00	214,259.35	0.00	0.00	0.00	0.00	0.00	0.00	0.00	0.00	0.00	0.00	0.00	0.00	0.00	0.00	0.00	0.00	0.00
GRAND TOTAL	35,693,722.87	51,717,942.30	0.00	0.00	87,411,665.17	37,827.97	2,199,126.67	0.00	0.00	2,237,954.64	0.00	23,449.38	0.00	0.00	23,449.38	2,028,845.15	-8,218,171.47	0.00	0.00	0.00	33,960,820.76	51,318,261.71	0.00	0.00	0.00	85,279,082.47	

Particulars	Pre-Audit Report (2)	This Month (3)	As at Date (4)
Total Disbursement Authority Received	83,288,336.24	83,288,336.24	83,288,336.24
NCA	83,288,336.24	83,288,336.24	83,288,336.24
NTA	0.00	0.00	0.00
Working Fund	0.00	0.00	0.00
TRA	0.00	0.00	0.00
CDO	0.00	0.00	0.00
NCA	0.00	0.00	0.00
Total Disbursement Authority Available	83,288,336.24	83,288,336.24	83,288,336.24
Less:			
Lapsed NCA	0.00	0.00	0.00
Disbursements	81,552,705.29	81,552,705.29	81,552,705.29
Less: Other Non-Cash Disbursements	0.00	0.00	0.00
Disbursements effective through outright deductions from claims	0.00	0.00	0.00
Overpayment of expenses (e.g. personnel benefits)	0.00	0.00	0.00
Provision for loss of government property	0.00	0.00	0.00
Liability for storage and similar items	0.00	0.00	0.00
Others (e.g. TFF, BTI, Dues, Stamp, etc.)	0.00	0.00	0.00
Adjustments (e.g. cancelled/voided checks)	0.00	0.00	0.00
Balance of Disbursement Authorities as at date	1,735,631.16	1,735,631.16	1,735,631.16
Total Disbursements Program	83,288,336.24	83,288,336.24	83,288,336.24
Less: Actual Disbursements	81,552,705.29	81,552,705.29	81,552,705.29
Over/Under spending	1,735,631.16	1,735,631.16	1,735,631.16

Approved By:   
Date: July 7, 2023 10:46 AM

Checked By:   
Date: July 7, 2023 12:10 PM

Approved By:   
Date: July 7, 2023 11:11 AM